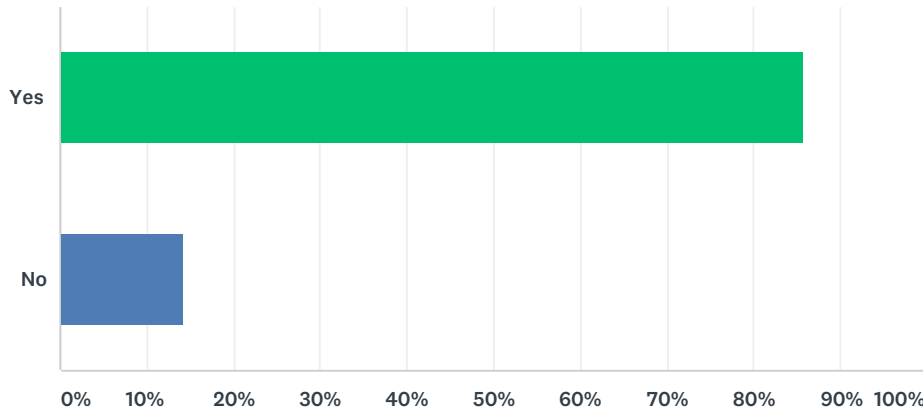


Q4 Do you favor authorizing the SCSH HOA Board to negotiate for a 5-year Bulk Internet and/or Cable TV contract for all SCSH residents?

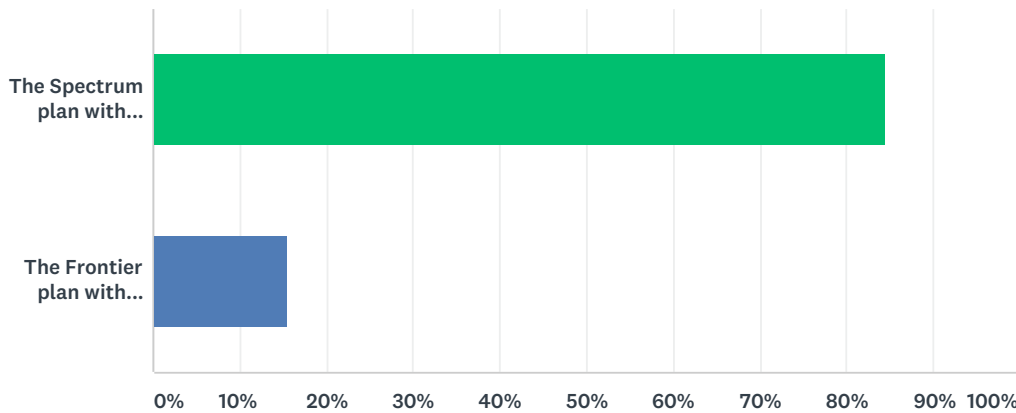
Answered: 1,703 Skipped: 7



ANSWER CHOICES	RESPONSES	
Yes	85.67%	1,459
No	14.33%	244
TOTAL		1,703

Q5 You answered Question number 1 “YES”, select which plan you prefer?

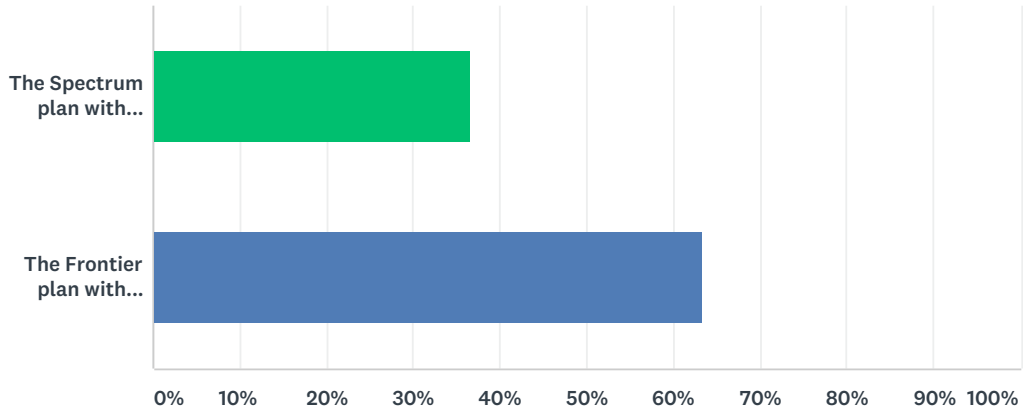
Answered: 1,459 Skipped: 251



ANSWER CHOICES	RESPONSES	
The Spectrum plan with combined internet and TV (Option A)	84.51%	1,233
The Frontier plan with internet only (Option B)	15.49%	226
TOTAL		1,459

Q6 You answered Question number 1 “NO”, but if a majority of homeowners vote in favor of authorizing the Board to negotiate a 5 year bulk internet and/or cable TV contract, which program would you prefer?

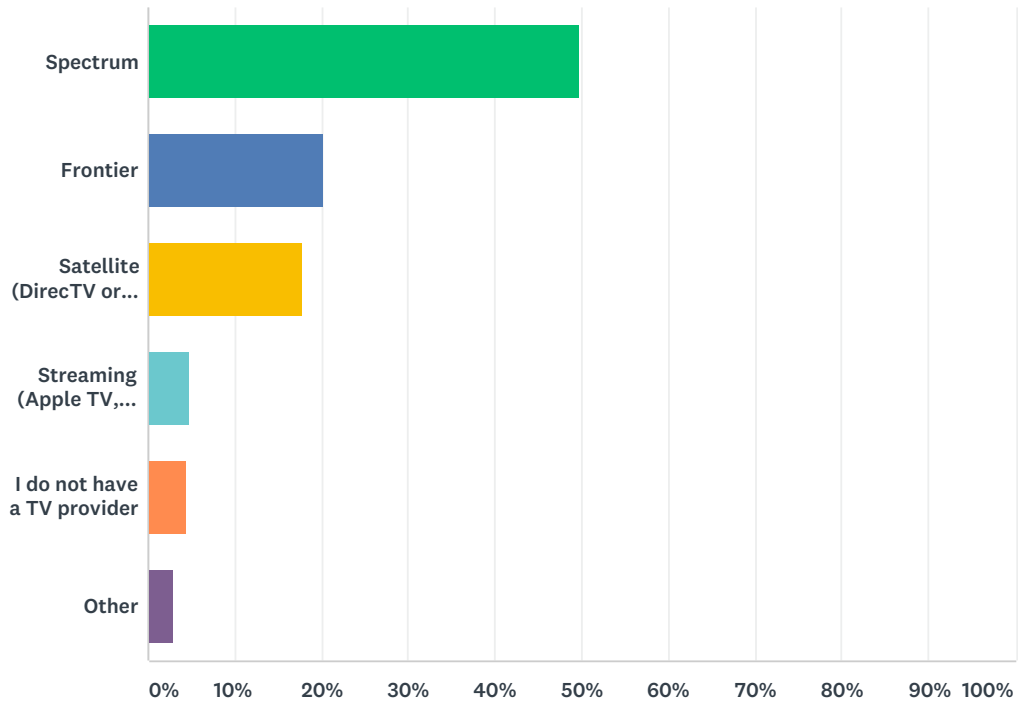
Answered: 246 Skipped: 1,464



ANSWER CHOICES	RESPONSES	
The Spectrum plan with combined internet and cable TV (Option A)	36.59%	90
The Frontier plan with internet only (Option B)	63.41%	156
TOTAL		246

Q7 Who is your primary TV provider?

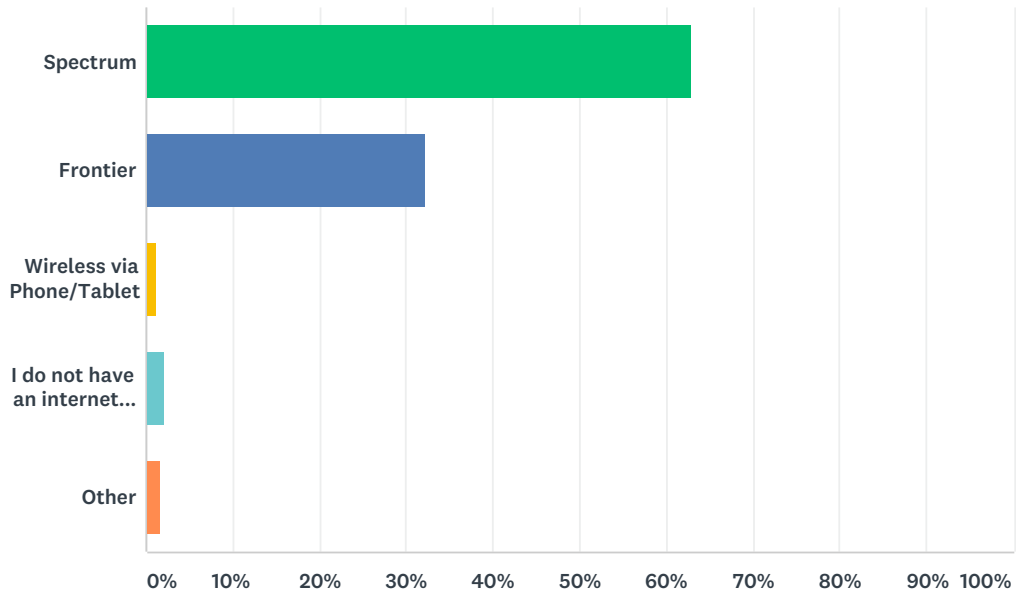
Answered: 1,689 Skipped: 21



ANSWER CHOICES	RESPONSES	
Spectrum	49.85%	842
Frontier	20.19%	341
Satellite (DirecTV or Dish)	17.76%	300
Streaming (Apple TV, Roku, SmartTV, FireTV...)	4.91%	83
I do not have a TV provider	4.44%	75
Other	2.84%	48
TOTAL		1,689

Q8 Who is your primary internet provider?

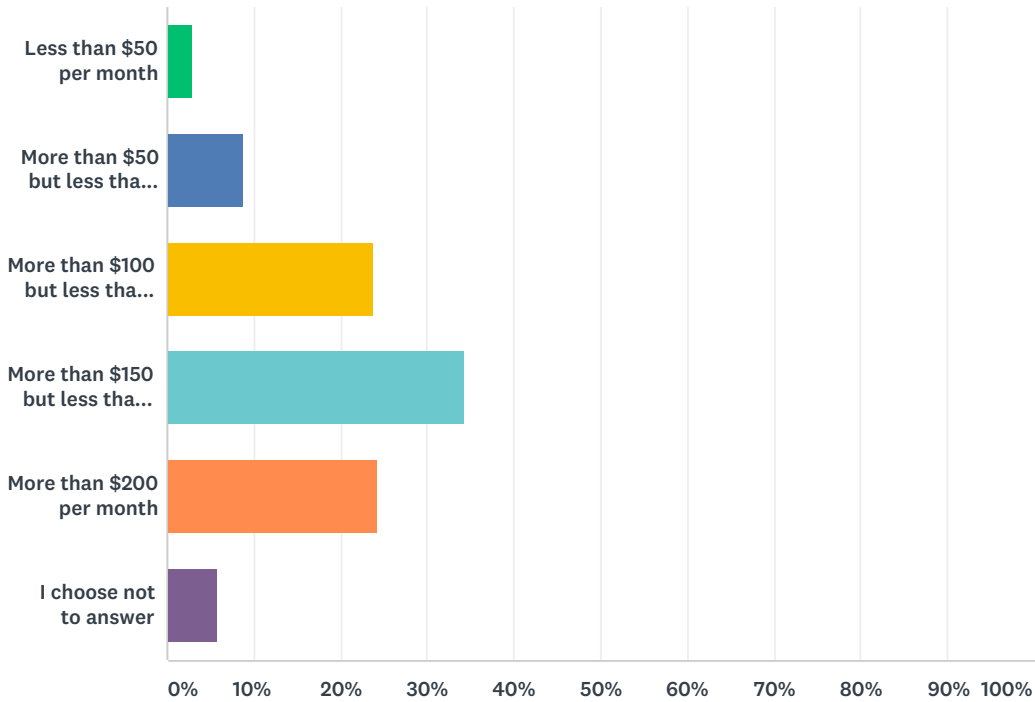
Answered: 1,689 Skipped: 21



ANSWER CHOICES	RESPONSES	
Spectrum	62.88%	1,062
Frontier	32.21%	544
Wireless via Phone/Tablet	1.18%	20
I do not have an internet provider	2.13%	36
Other	1.60%	27
TOTAL		1,689

Q9 What is the cost range of your total internet and/or TV monthly services?(Note: Streamers, please total all your providers)

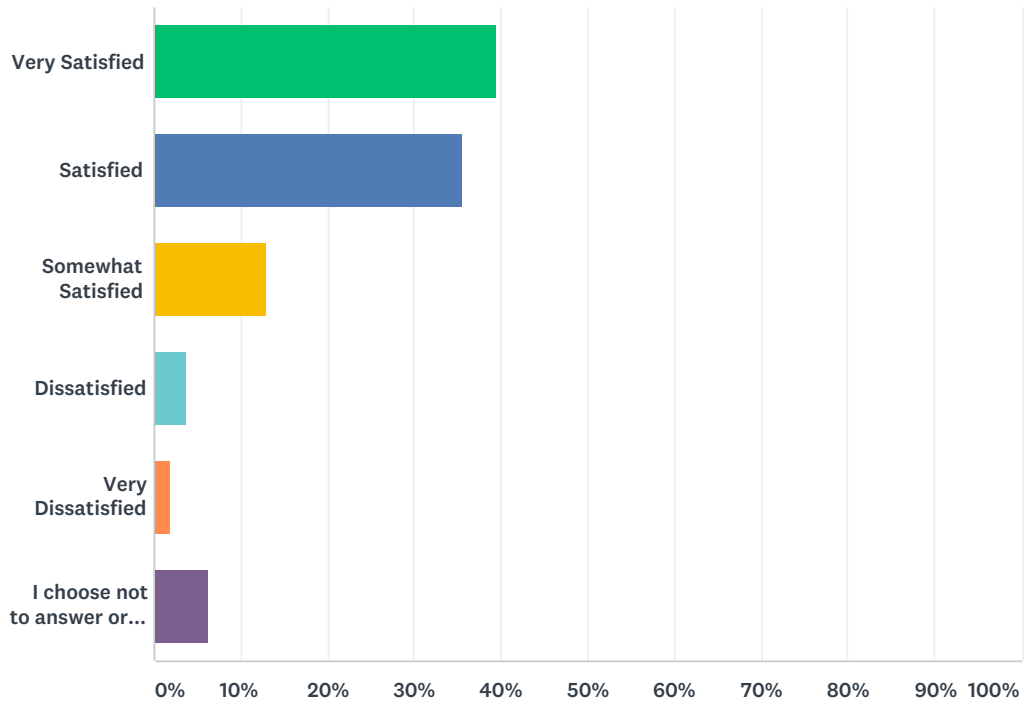
Answered: 1,689 Skipped: 21



ANSWER CHOICES	RESPONSES	
Less than \$50 per month	3.02%	51
More than \$50 but less than \$100 per month	8.70%	147
More than \$100 but less than \$150 per month	23.86%	403
More than \$150 but less than \$200 per month	34.22%	578
More than \$200 per month	24.33%	411
I choose not to answer	5.86%	99
TOTAL		1,689

Q10 How satisfied are you with your primary TV provider?

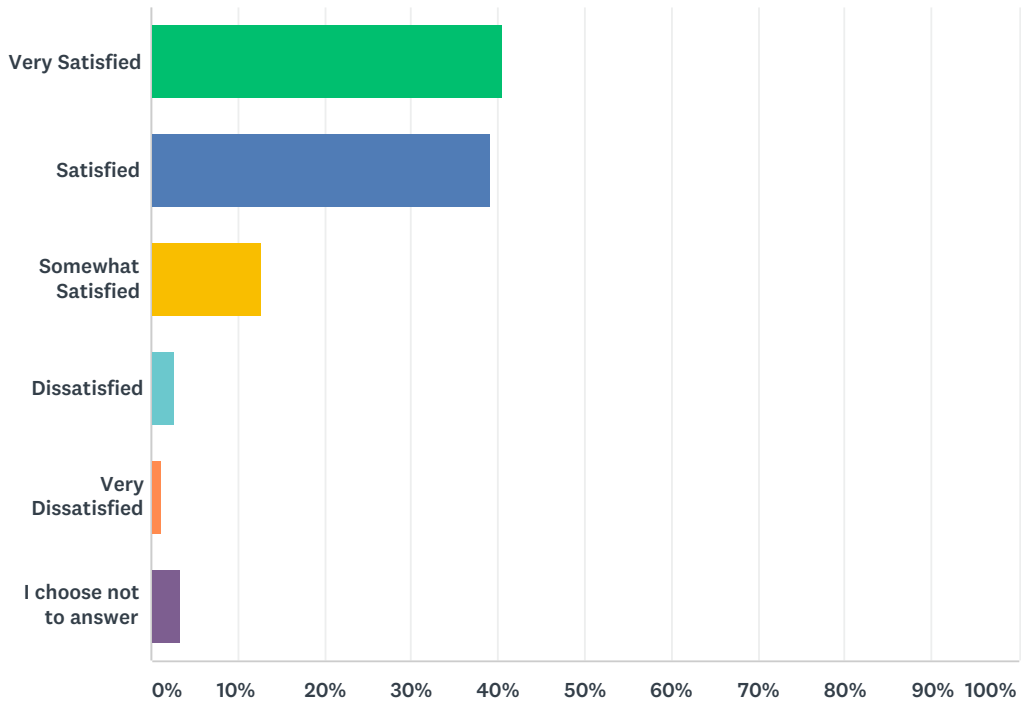
Answered: 1,689 Skipped: 21



ANSWER CHOICES	RESPONSES	
Very Satisfied	39.49%	667
Satisfied	35.52%	600
Somewhat Satisfied	12.97%	219
Dissatisfied	3.73%	63
Very Dissatisfied	1.95%	33
I choose not to answer or not applicable	6.34%	107
TOTAL		1,689

Q11 How satisfied are you with your primary internet provider?

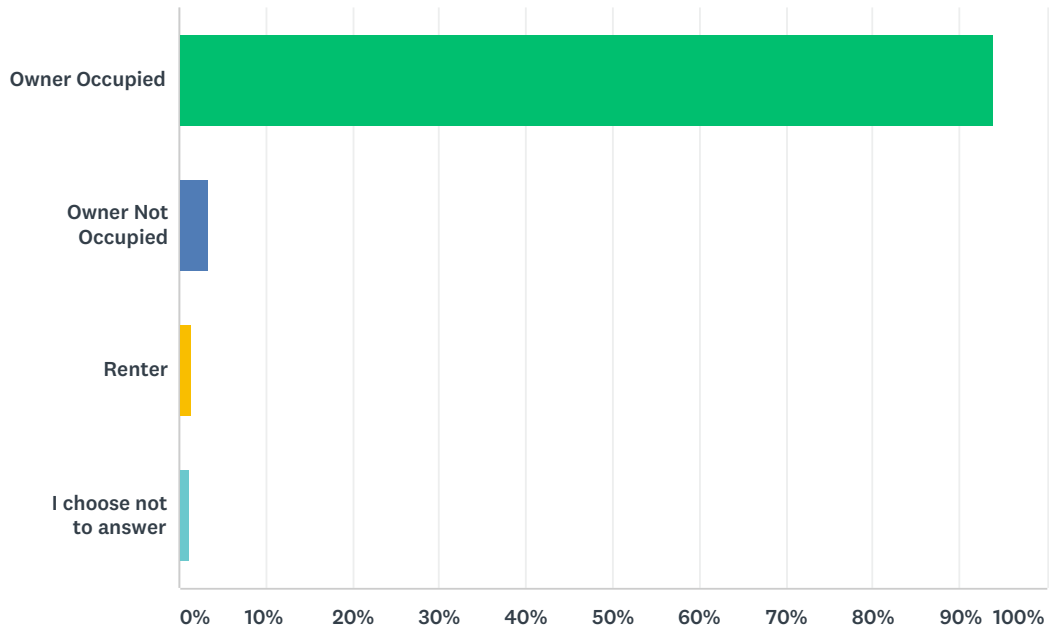
Answered: 1,689 Skipped: 21



ANSWER CHOICES	RESPONSES	
Very Satisfied	40.56%	685
Satisfied	39.14%	661
Somewhat Satisfied	12.85%	217
Dissatisfied	2.78%	47
Very Dissatisfied	1.24%	21
I choose not to answer	3.43%	58
TOTAL		1,689

Q12 Do you own or rent your residence?

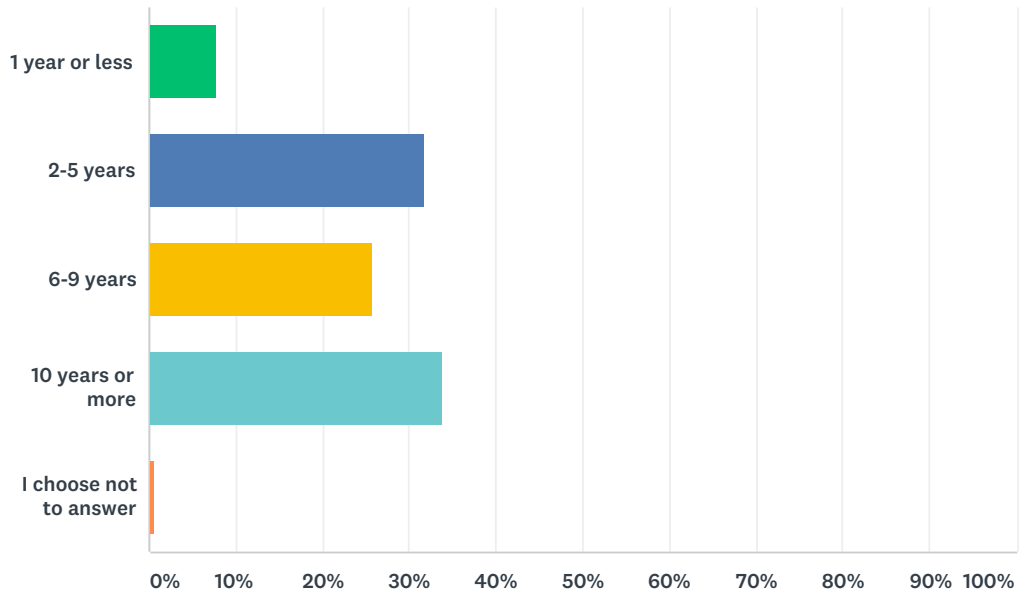
Answered: 1,689 Skipped: 21



ANSWER CHOICES	RESPONSES	
Owner Occupied	94.02%	1,588
Owner Not Occupied	3.43%	58
Renter	1.36%	23
I choose not to answer	1.18%	20
TOTAL		1,689

Q13 How long have you owned or rented at Sun City Shadow Hills?

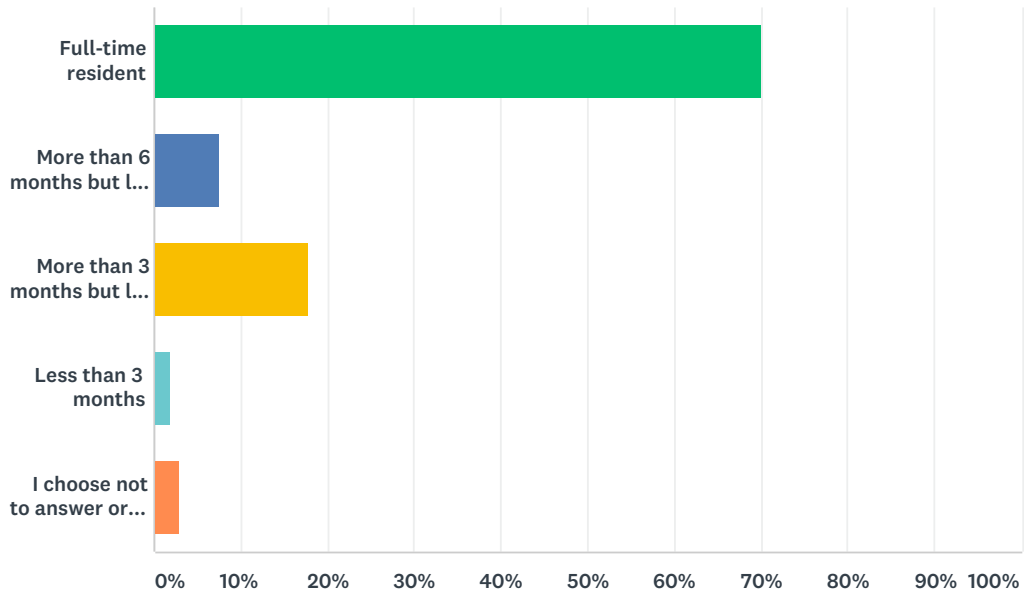
Answered: 1,689 Skipped: 21



ANSWER CHOICES	RESPONSES	
1 year or less	7.82%	132
2-5 years	31.85%	538
6-9 years	25.81%	436
10 years or more	33.98%	574
I choose not to answer	0.53%	9
TOTAL		1,689

Q14 How long do you reside at SCSH each year?

Answered: 1,689 Skipped: 21



ANSWER CHOICES	RESPONSES	
Full-time resident	70.10%	1,184
More than 6 months but less than a year	7.52%	127
More than 3 months but less than 6 months	17.70%	299
Less than 3 months	1.84%	31
I choose not to answer or not applicable	2.84%	48
TOTAL		1,689